

From: Christian Sanby
CEO

Object:

Direct Lifts Australia
43 Telford St, Virginia, QLD, 4014, Australia
+61 423 009 002
info@directlifts.com.au

Designed according to the Machinery Directive 2006/42EC and complies with the European platform lifts standard EN81-41:2010

Specification

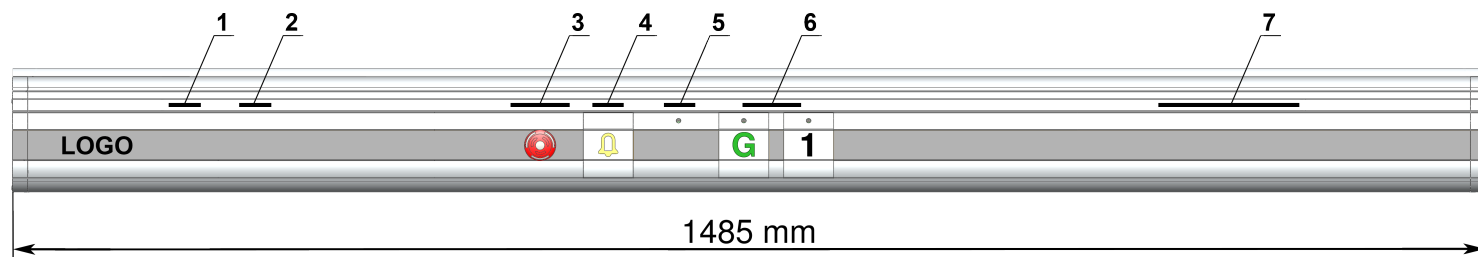
System	Screw-driven	Type of door	
Lifting weight	400 kg	Aluminum with glass (standard) door 830x2000 (right)	2 pcs.
Speed	0.15 m/sec	Aluminum with glass (standard) door 830x2000 (left)	1 pcs.
Platform dimensions	960 x 1485 mm	Opening the door	
Shaft dimensions	1350 x 1540 mm	Manual (standard)	3 pcs.
Platform lifting height	3650		
Number of stops	2		
Surface (paint color)	RAL 9006 (anodized aluminum)		
Lift type	Outside		
Voltage	Power supply 220 V, 1 phase, 50 Hz, C25		
Frequency converter	Included		
Keyboard language	English		

Additional equipment

Options for access restrictions - key	1 pcs.
Canopy	1 pcs.
Ramp	2 pcs.
Ceiling with light (LED Spots)	1 pcs.}
Anticorrosive painting	1 pcs.}
Telephone on the platform	1 pcs.}
Reinforced guide rails	5750 mm}
Automatic emergency lowering	1 pcs.}
One touch operation	1 pcs.}
Packaging on the heated wood pallets	1 pcs.}

- The platform carriage is powder coat finished RAL 9006 (anodized aluminum). Floor cover is made of nice looking rough anti-skid material, which is highly adhesive and abrasion resistant.
- Shaft is solid, corners made of natural anodized aluminum. Panels made of laminated glass or multi-layered steel panels (client choice). RAL 9006. Color of natural aluminum fits to all kind of designs.
- Control panel angled for easy handling. Hold to run drive. Panel and buttons adapted for people with limited mobility or visually impaired. Panel has modern design.
- Noise level up to 70 db.
- Technical safety equipment: Safety edge-under platform proximity sensors, emergency stop button on the platform, electronic speed control, overload detector, opening control of doors and locks electronic control of engine performance.
- 24 months warranty

Keyboard

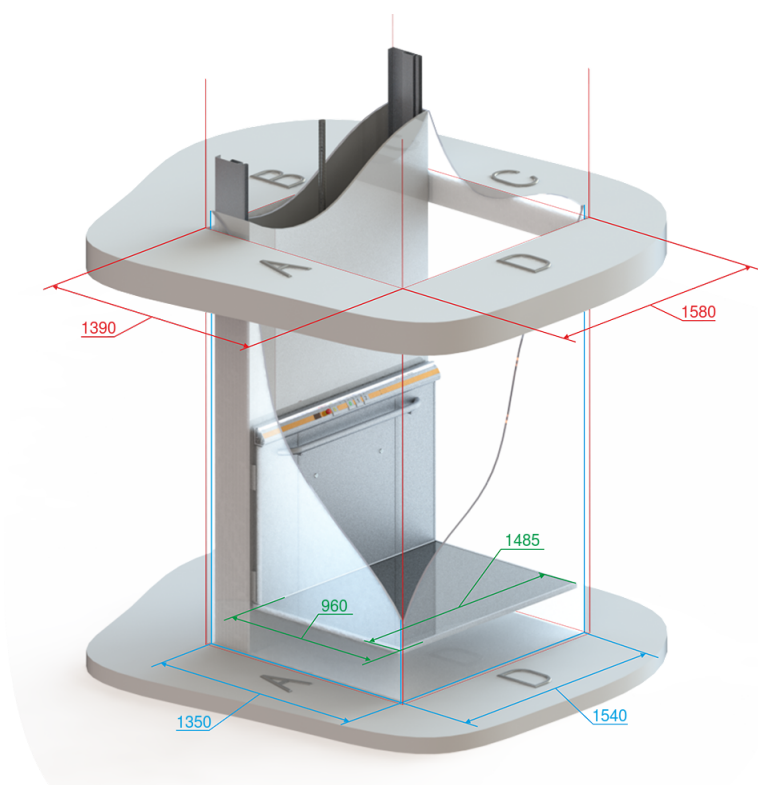


1. Mnf. Date: ****
2. Serial No. *****
3. **EMERGENCY STOP** Twist to release
4. **ALARM** Press for 10 sec.
5. **OVERLOAD**
6. **PRESS AND HOLD**
7. **MAX. 4 PERS./ 400 KG**

Logo on the control panel
Control panel strip color

Only Client logo
 Silver

Pit, Shaft and Platform dimensions



Dimensions	
Platform dimensions	960 x 1485 mm
Shaft dimensions	1350 x 1540 mm
Floor slab hole	1390 x 1580 mm

Preliminary weights (gross)


Guide rails pallet	263 kg
Door pallet	330 kg
Platform pallet	874 kg
Total	1467 kg

1 2 3 4 5 6 7 8

A B C D E F G H

2 Floor
Floor numbering: 1
Platform lifting height: 3650 mm
Doors A: 830x2000 mm

1 Floor
Evacuation floor
Floor numbering: G
Platform lifting height: 0 mm
Doors A: 830x2000 mm
Doors C: 830x2000 mm

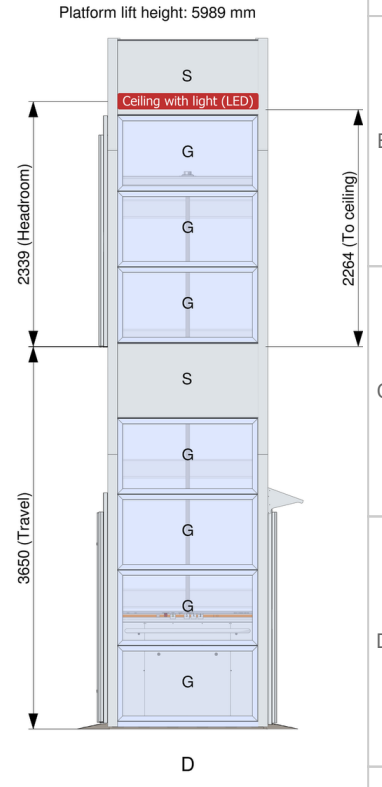
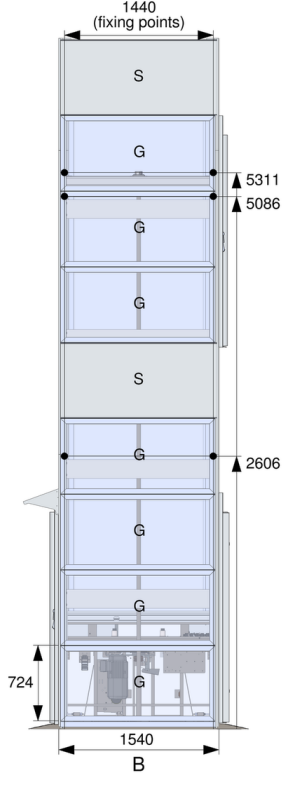
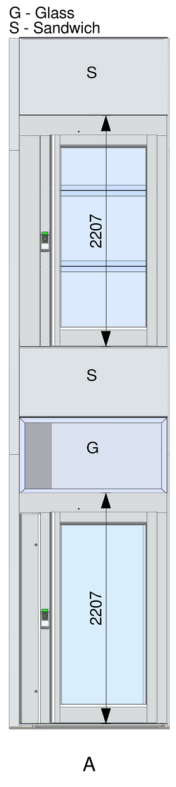
	Serial no	Principal drawing
	Order no	General 3D
	Date	Author Christian Sanby

1 2 3 4 5 6 7 8

3/4

1 2 3 4 5 6 7 8

A B C D E F G H



Serial no	Principal drawing
Order no	General 2D
Date	Author Christian Sanby

1 2 3 4 5 6 7 8