

Lift model	
<input type="checkbox"/> 6020	(Manual swivelseat) (2000)
<input type="checkbox"/> 6030	(Powered two-way swivelseat) (3000)
<input checked="" type="checkbox"/> 6040	(Powered swivelseat and footrest and rotated drive possible) (4000)
<input type="checkbox"/> 6050	(Powered swivelseat and footrest and rotated drive possible, with Flush Footrest) (5000)

<input checked="" type="checkbox"/> Rail Only Order Using Drive and Seat ref: <u>AUS20-11557</u>

Top rail end		
Incline finish Std. $X = \max$ <input type="checkbox"/> X= <input type="text"/>	Flush Footrest <input type="checkbox"/> (check lift model)	Horizontal finish (to end of rail) (min 120mm) <input checked="" type="checkbox"/> ~650 mm.

Top direction	
Straight <input type="checkbox"/>	Specify Angle 1st floor Specify Angle <input checked="" type="checkbox"/> 90 °

Rail to be installed
<input type="checkbox"/> Left hand side
<input checked="" type="checkbox"/> Right hand side

Rail color
<input type="checkbox"/> 9001 Creme-white
<input type="checkbox"/> 8025 Brown
<input checked="" type="checkbox"/> Other: RAL <u>9005</u>

Bottom rail end			
Incline start <input type="checkbox"/>	Horizontal start (min ~700mm) <input checked="" type="checkbox"/> 700 mm.	Drop-start ~170mm <input type="checkbox"/>	Minimum Intrusion start ~80mm Note: Seat height may increase: Estimated seat height = $R1 + 430\text{mm}$ (Minimum height 570mm floor to seat) Note: Check seat height on approval drawing. <input type="checkbox"/>

Upholstery Elegant-line
Fabric
<input type="checkbox"/> 490 Grey
<input type="checkbox"/> 4100 Brown
<input type="checkbox"/> 4120 Red
<input type="checkbox"/> 4130 Cream

Synthetic leather
<input type="checkbox"/> 460 Blue
<input type="checkbox"/> 470 Hazelnut
<input checked="" type="checkbox"/> 4140 Black
<input type="checkbox"/> 4200 Pearl white
Leather
<input type="checkbox"/> 4180 Taupe
<input type="checkbox"/> 4190 Chestnut

Options	Quantity
<input type="checkbox"/> Remote key fob(s)	--
<input type="checkbox"/> Extra remote(s)	--
<input type="checkbox"/> Extra chargepoint(s)	--

<input type="checkbox"/> 4-point safetybelt	<input type="checkbox"/> Adult	<input type="checkbox"/> Pommel
<input type="checkbox"/> 5-point harness	<input type="checkbox"/> Child (~<12yr)	<input type="checkbox"/> Adult
<input type="checkbox"/> Safety belt ankle		
<input type="checkbox"/> Alternative Joystick Control		
<input type="checkbox"/> Seat belt interlock		
<input type="checkbox"/> Curved armrests		
<input type="checkbox"/> Extended seat base (+50mm depth)		
<input type="checkbox"/> *Special Groundplate		
<input type="checkbox"/> **Special Groundplate		

Bottom direction	
Straight <input type="checkbox"/>	Specify Angle ground floor Specify Angle <input checked="" type="checkbox"/> 180 °

Joystick position
<input type="checkbox"/> Left
<input type="checkbox"/> Right

Material of staircase
<input checked="" type="checkbox"/> Wood
<input type="checkbox"/> Marble / Granite
<input type="checkbox"/> Concrete
<input type="checkbox"/> Other:

Underfloor heating
<input type="checkbox"/> None
<input type="checkbox"/> Lower landing *
<input type="checkbox"/> Upper landing **

Client
A mm.
B mm.
C mm.
See Drawing

Step No	Riser Height
1	182.4 mm
2	186.1 mm
3	187.5 mm
4	186.7 mm
5	186.2 mm
6	188.5 mm
7	183.6 mm
8	189.7 mm
9	185.8 mm
10	184.5 mm
11	186.9 mm
12	187.4 mm
13	186.4 mm
14	188.2 mm
15	206.5 mm
Total Riser Height	2816.4 mm

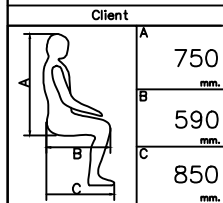
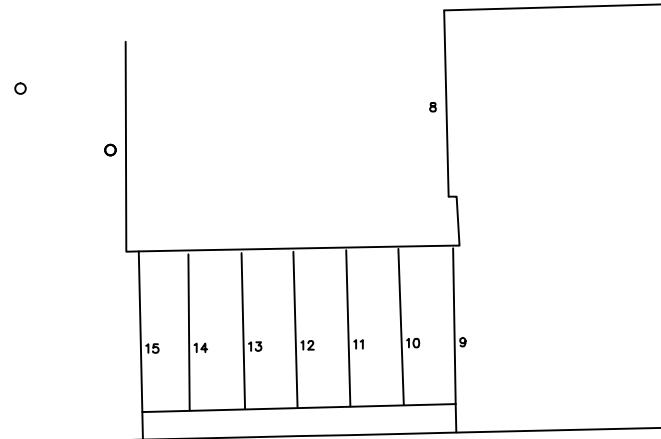
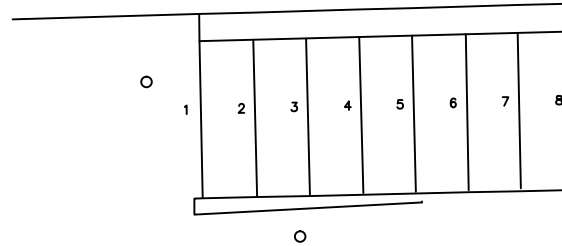
Obst No	Height
---------	--------

Bulkh No	Height
----------	--------

- Please do not Pre-assemble this rail
- Please do not use 48T or 64T sections.
- Please avoid Hybrid sections where possible



Type 6040	RIGHT
--------------	-------



DEFAULT DIMENSIONS WILL BE USED IF NONE GIVEN



OTOLIFT Stairlifts Ltd
Unit 53 Consett Business Park
Consett, Co.Durham, DH8 6BN

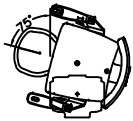
Drawn by JH	GB Ref:	FEA21-0558
GENERAL TOLERANCE: ±20mm ON ALL DIMENSIONS	Date:	12.05.2021
ALL DIMS IN MM DO NOT SCALE	Dealer:	Direct Lifts Aust
	Order-nr:	17242 - Landsborough

Property of OTTO 0048 BV, reproduction or distribution of information in any form, without consent of the owner, is prohibited.

L = 7.6
RAILPARTS = 3

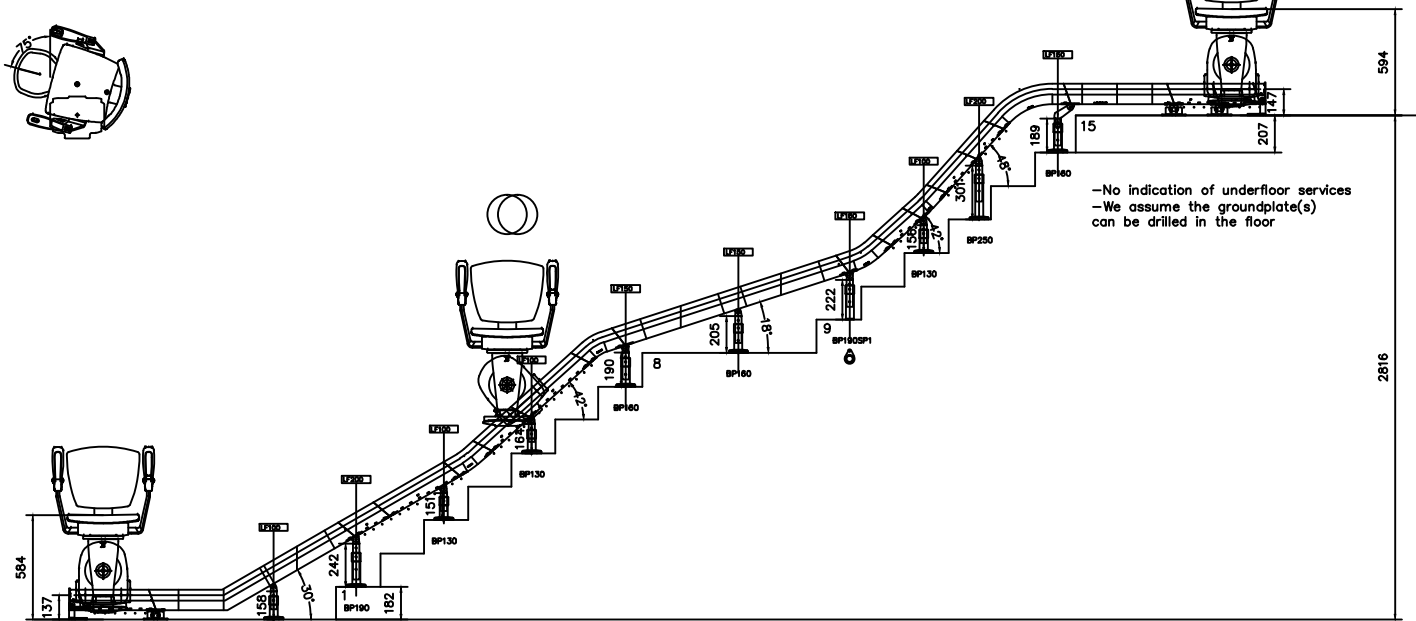
WOOD STAIRCASE

6040



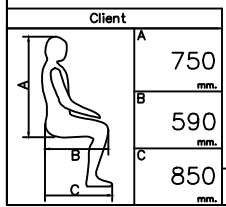
OTOLIFT
STAIRLIFTS **MOD**

Type 6040	RIGHT
--------------	-------



-No indication of underfloor services
-We assume the groundplate(s) can be drilled in the floor

-No indication of underfloor services
-We assume the groundplate(s) can be drilled in the floor



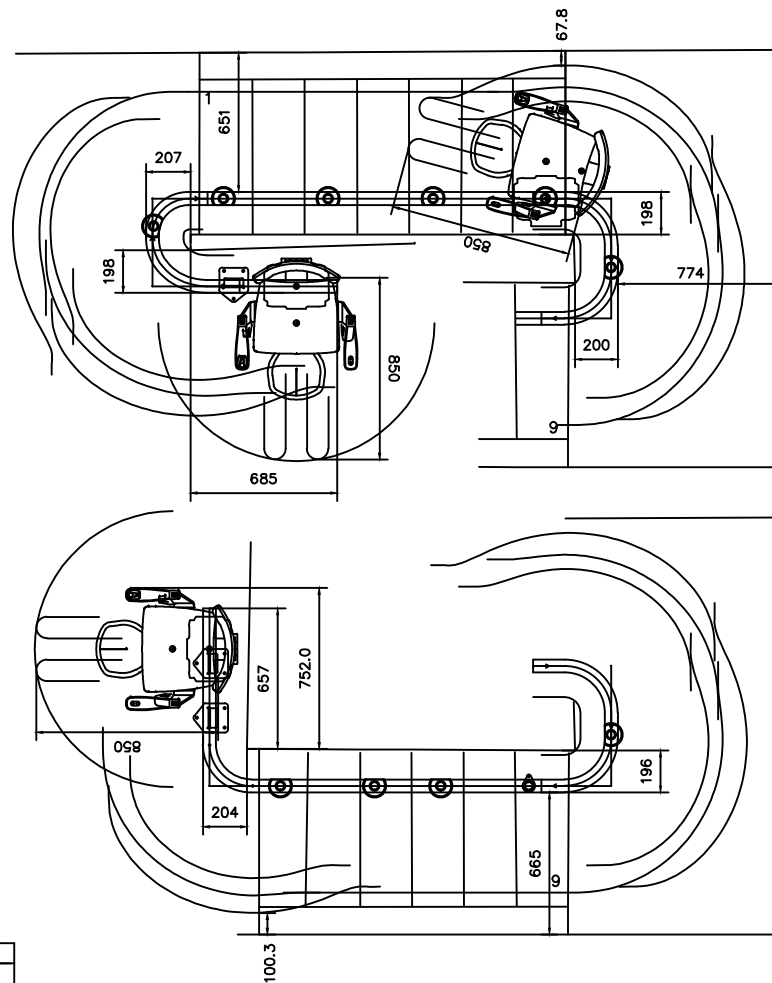
DEFAULT DIMENSIONS WILL BE USED IF NONE GIVEN

RAIL ONLY



Drawn by JH	GB Ref:	FEA21-0558
GENERAL TOLERANCE: ±20mm ON ALL DIMENSIONS	Date:	12.05.2021
	Dealer:	Direct Lifts Aust
ALL DIMS IN MM DO NOT SCALE	Order-nr:	17242 - Landsborough

Property of OTD COME BV, reproduction or distribution of information in any form, without consent of the owner, is prohibited.



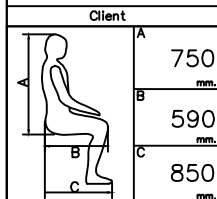
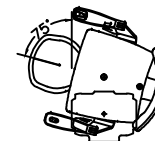
Type
6040

RIGHT

L = 7.6
RAILPARTS = 3

WOOD STAIRCASE

6040



RAIL ONLY

DEFAULT DIMENSIONS WILL BE USED IF NONE GIVEN



OTOLIFT Stairlifts Ltd
Unit 53 Consett Business Park
Consett, Co.Durham, DH8 6BN

Drawn by JH	GB Ref:	FEA21-0558
GENERAL TOLERANCE: ±20mm ON ALL DIMENSIONS	Date:	12.05.2021
ALL DIMS IN MM DO NOT SCALE	Dealer:	Direct Lifts Aust
	Order-nr:	17242 - Landsborough

Property of OTTO CONE BV, reproduction or distribution of information in any form, without consent of the owner, is prohibited.